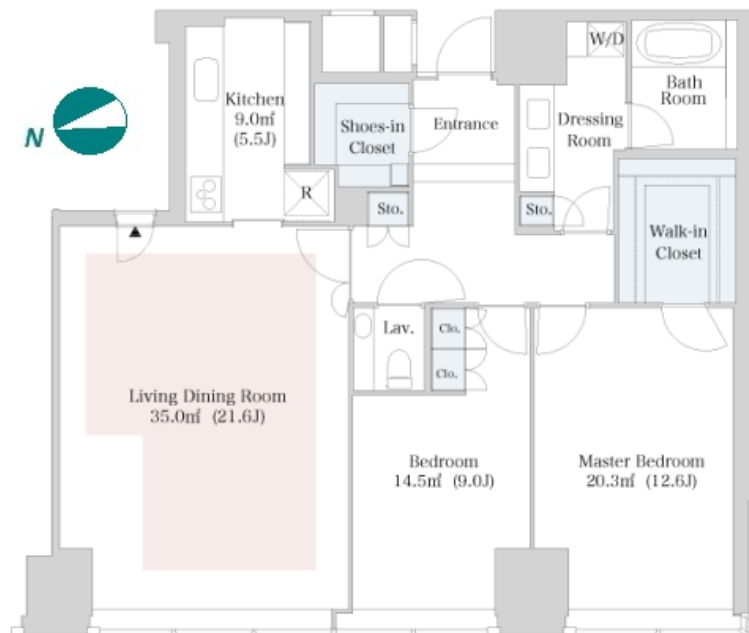




| | | | | | |
|---------------|--|---|------|--------|---|
| Property Name | CENTRAL PARK TOWER LA TOUR SHINJUKU | Unit No. | TYPE | Access | Tochoumae Station on Oedo Line (5 min) Nishishinjuku Station on Marunouchi Line (6 min) Shinjuku Station on JR Yamanote Line (14 min) |
| | Address | 6-15-1, Nishishinjuku, Shinjuku-Ku, Tokyo | 3708 | | |

Luxury High Rise Residence in Nishi-Shinjuku, in front of Central Park



| Lease Conditions | | |
|------------------|---|-------------|
| LAYOUT | 2 BR | |
| SIZE | 113.26 m ² /1219.12 ft ² | |
| RENT | JPY 822,000 / month | |
| Management Fee | - | |
| Deposit | 2 months | Key Money - |
| Lease Term | Fixed term lease for 36 months | |
| Available | Negotiable | |
| Renewal Fee | - | |
| Agent Fee | 1 month + tax | |
| Other Info | Depreciation : 1 month / No Key Money / Auto lock / Air-Con / Separated Toilet / Penalty Fee for Early Cancellation / WIC | |

| Building Information | | | |
|----------------------|--|-----------------------|------------|
| Completion | Feb, 2010 | Earthquake Resistance | New |
| Structure | SRC, 44 floors above | | |
| Car Parking | JPY40,000 ~ 65,000/ month | | |
| Bicycle Parking | TBC | | |
| Music Instrument | - | Pet | Negotiable |
| Facilities | Motorcycle Parking (TBC) / Gym ((Included)) / Near Large Parks / Front desk / Concierge / Janitor / Elevator / Sky lounge / Close to Station / Fitness / Gym / High-rise | | |

| Remarks |
|---------|
| |

*The actual Layout & Size may differ slightly from this floor plans & pictures.



HOUSEREP TOKYO INC.

ハウスレップトーキョー株式会社

#301, 1-4-15, Hiroo, Shibuya-ku, Tokyo 150-0012, Japan

+81 (0)3 6427 5860

inquiry@housserep-tokyo.com

Transaction Type : Intermediate

Agent Fee : 1 month + tax

Website : www.housserep-tokyo.com

