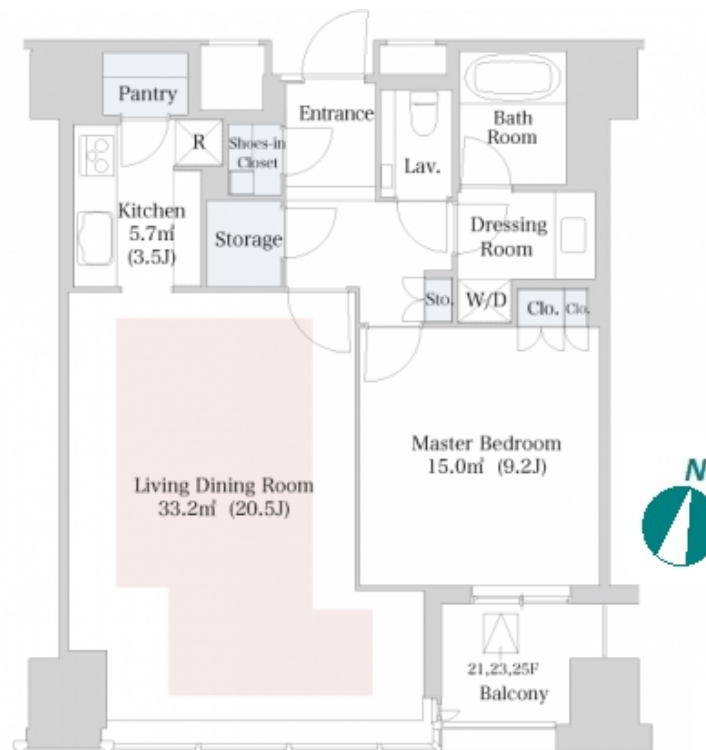




Property Name	CENTRAL PARK TOWER LA TOUR SHINJUKU	Unit No.	TYPE	Access	Tochoumae Station on Oedo Line (5 min) Nishishinjuku Station on Marunouchi Line (6 min) Shinnjuku Station on JR Yamanote Line (14 min)
	Address	6-15-1, Nishishinjuku, Shinjuku-Ku, Tokyo	2413		

Luxury High Rise Residence in Nishi-Shinjuku, in front of Central Park



Lease Conditions		
LAYOUT	1 BR	
SIZE	77.39 m²/833.01 ft²	
RENT	JPY 562,000 / month	
Management Fee	-	
Deposit	2 months	Key Money -
Lease Term	Fixed term lease for 36 months	
Available	Negotiable	
Renewal Fee	-	
Agent Fee	1 month + tax	
Other Info	Guarantor Company : TBC / No Key Money / Auto lock / Air-Con / Separated Toilet / Balcony / Penalty Fee for Early Cancellation / CS/CATV	

Building Information			
Completion	Feb, 2010	Earthquake Resistance	New
Structure	SRC, 44 floors above		
Car Parking	TBC		
Bicycle Parking	TBC		
Music Instrument	-	Pet	Negotiable
Facilities	Motorcycle Parking (TBC) / Gym ((Included)) / Near Large Parks / Front desk / Concierge / Janitor / Elevator / Sky lounge / Close to Station / Fitness / Gym / High-rise		

Remarks
Renters Insurance : Required / Key replacement fee: *TBC / In case of PET : additional 1 month for deposit

*The actual Layout & Size may differ slightly from this floor plans & pictures.



HOUSEREP TOKYO INC.

ハウスレップトーキョー株式会社

#301, 1-4-15, Hiroo, Shibuya-ku, Tokyo 150-0012, Japan

+81 (0)3 6427 5860

inquiry@housserrep-tokyo.com

Transaction Type : Intermediate

Agent Fee : 1 month + tax

Website : www.housserrep-tokyo.com

