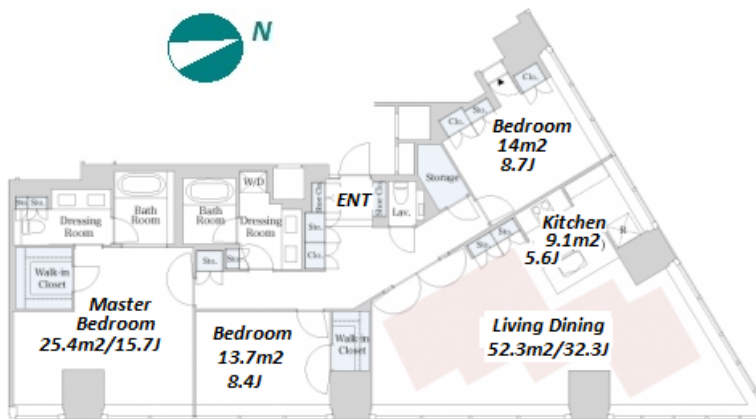




| | | | | | |
|---------------|---|----------|------|--------|---|
| Property Name | CENTRAL PARK TOWER LA TOUR SHINJUKU | Unit No. | TYPE | Access | Tochoumae Station on Oedo Line (5 min) Nishishinjuku Station on Marunouchi Line (6 min) Shinjuku Station on JR Yamanote Line (14 min) |
| | | 2921 | Apt. | | |
| Address | 6-15-1, Nishishinjuku, Shinjuku-Ku, Tokyo | | | | |

Luxury High Rise Residence in Nishi-Shinjuku, in front of Central Park



| Lease Conditions | |
|------------------|--|
| LAYOUT | 3 BR |
| SIZE | 169.5 m ² /1824.48 ft ² |
| RENT | JPY 1,200,000 / month |
| Management Fee | - |
| Deposit | 2 months |
| Key Money | - |
| Lease Term | Fixed term lease for 36 months |
| Available | Negotiable |
| Renewal Fee | - |
| Agent Fee | 1 month + tax |
| Other Info | Depreciation : 1 month / No Key Money / Auto lock / Air-Con / Separated Toilet / Balcony / Penalty Fee for Early Cancellation / 2+ bathrooms / Floor Heating / WIC / 2 Toilets |

| Building Information | |
|-----------------------|--|
| Completion | Feb, 2010 |
| Earthquake Resistance | New |
| Structure | SRC, 44 floors above |
| Car Parking | TBC |
| Bicycle Parking | TBC |
| Music Instrument | - |
| Pet | Negotiable |
| Facilities | Motorcycle Parking (TBC) / Gym ((Included)) / Near Large Parks / Front desk / Concierge / Janitor / Elevator / Sky lounge / Close to Station / Fitness / Gym / High-rise |

| Remarks |
|---------|
| |

*The actual Layout & Size may differ slightly from this floor plans & pictures.



HOUSEREP TOKYO INC.

ハウスレップトーキョー株式会社

#301, 1-4-15, Hiroo, Shibuya-ku, Tokyo 150-0012, Japan

+81 (0)3 6427 5860

inquiry@housserep-tokyo.com

Transaction Type : Intermediate

Agent Fee : 1 month + tax

Website : www.housserep-tokyo.com

