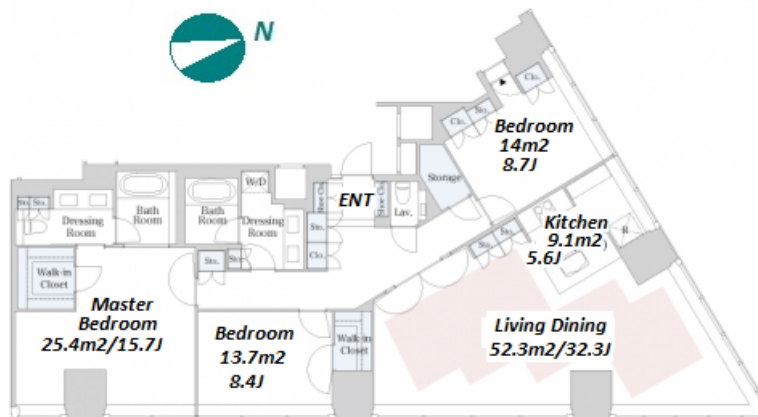




Property Name	CENTRAL PARK TOWER LA TOUR SHINJUKU	Unit No.	TYPE	Access	Tochoumae Station on Oedo Line (5 min) Nishishinjuku Station on Marunouchi Line (6 min) Shinjuku Station on JR Yamanote Line (14 min)
	Address	6-15-1, Nishishinjuku, Shinjuku-Ku, Tokyo	3101		

Luxury High Rise Residence in Nishi-Shinjuku, in front of Central Park



Lease Conditions	
LAYOUT	3 BR
SIZE	169.5 m ² /1824.48 ft ²
RENT	JPY 1,080,000 / month
Management Fee	-
Deposit	2 months
Key Money	-
Lease Term	Fixed term lease for 36 months
Available	Early, Dec, 2024
Renewal Fee	-
Agent Fee	1 month + tax
Other Info	Depreciation : 1 month / No Key Money / Auto lock / Air-Con / Separated Toilet / Balcony / Penalty Fee for Early Cancellation / 2+ bathrooms / Floor Heating / WIC / 2 Toilets

Building Information	
Completion	Feb, 2010
Earthquake Resistance	New
Structure	SRC, 44 floors above
Car Parking	JPY40,000 ~ 65,000/ month
Bicycle Parking	TBC
Music Instrument	-
Pet	Negotiable
Facilities	Motorcycle Parking (TBC) / Gym ((Included)) / Near Large Parks / Front desk / Concierge / Janitor / Elevator / Sky lounge / Close to Station / Fitness / Gym / High-rise

Remarks

*The actual Layout & Size may differ slightly from this floor plans & pictures.



HOUSEREP TOKYO INC.

ハウスレップトーキョー株式会社

#301, 1-4-15, Hiroo, Shibuya-ku, Tokyo 150-0012, Japan

+81 (0)3 6427 5860

inquiry@housserep-tokyo.com

Transaction Type : Intermediate

Agent Fee : 1 month + tax

Website : www.housserep-tokyo.com

