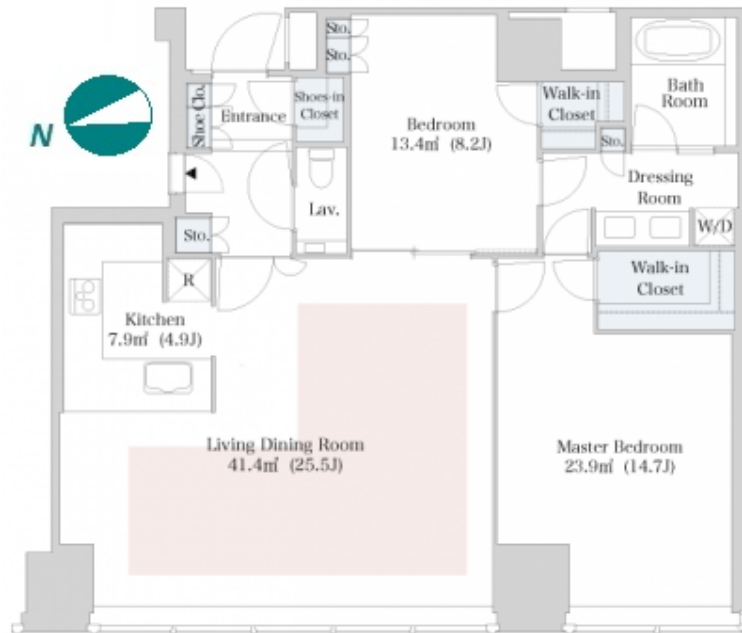




Property Name	CENTRAL PARK TOWER LA TOUR SHINJUKU	Unit No.	TYPE	Access	Tochoumae Station on Oedo Line (5 min) Nishishinnjuku Station on Marunouchi Line (6 min) Shinnjuku Station on JR Yamanote Line (14 min)
		3008	Apt.		
Address	6-15-1, Nishishinjuku, Shinjuku-Ku, Tokyo				

Luxury High Rise Residence in Nishi-Shinjuku, in front of Central Park



Lease Conditions		
LAYOUT	2 BR	
SIZE	112.86 m²/1214.81 ft²	
RENT	JPY 785,000 / month	
Management Fee	-	
Deposit	2 months	Key Money -
Lease Term	Fixed term lease for 36 months	
Available	Mid, Jun, 2024	
Renewal Fee	-	
Agent Fee	1 month + tax	
Other Info	Depreciation : 1 month / No Key Money / Auto lock / Air-Con / Separated Toilet / Penalty Fee for Early Cancellation / Flooring / Floor Heating / IH Stoves / Bathroom dryer / WIC	

Building Information			
Completion	Feb, 2010	Earthquake Resistance	New
Structure	SRC, 44 story		
Car Parking	JPY40,000 ~ 65,000/ month		
Bicycle Parking	TBC		
Music Instrument	-	Pet	Negotiable
Facilities	Motorcycle Parking (TBC) / Gym (( Included )) / Near Large Parks / Front desk / Concierge / Elevator / Sky lounge / High-rise		

Remarks

\*The actual Layout & Size may differ slightly from this floor plans & pictures.



**HOUSEREP TOKYO INC.**  
ハウスレップトーキョー株式会社

#301, 1-4-15, Hiroo, Shibuya-ku, Tokyo 150-0012, Japan  
+81 (0)3 6427 5860 inquiry@housserep-tokyo.com

Transaction Type : Intermediate  
Agent Fee : 1 month + tax

Website : www.housserep-tokyo.com

